

Pumpkin Investigation


This is a picture of my pumpkin...



My pumpkin is...

- | | |
|-------------------------------------------|--------------------------------------------|
| <input checked="" type="checkbox"/> fat | <input checked="" type="checkbox"/> smooth |
| <input type="checkbox"/> skinny | <input type="checkbox"/> bumpy |
| <input type="checkbox"/> tall | <input checked="" type="checkbox"/> orange |
| <input checked="" type="checkbox"/> short | <input checked="" type="checkbox"/> yellow |
| <input checked="" type="checkbox"/> round | <input type="checkbox"/> green |

My pumpkin is 8 inches tall.



My pumpkin has 17 lines.




My pumpkin has 50 seeds.




I could carve my pumpkin like this...




Life Cycle of a Pumpkin



Seed



Sprout




Plant



Flower



Green
Pumpkin



Orange
Pumpkin

Life Cycle of a Pumpkin

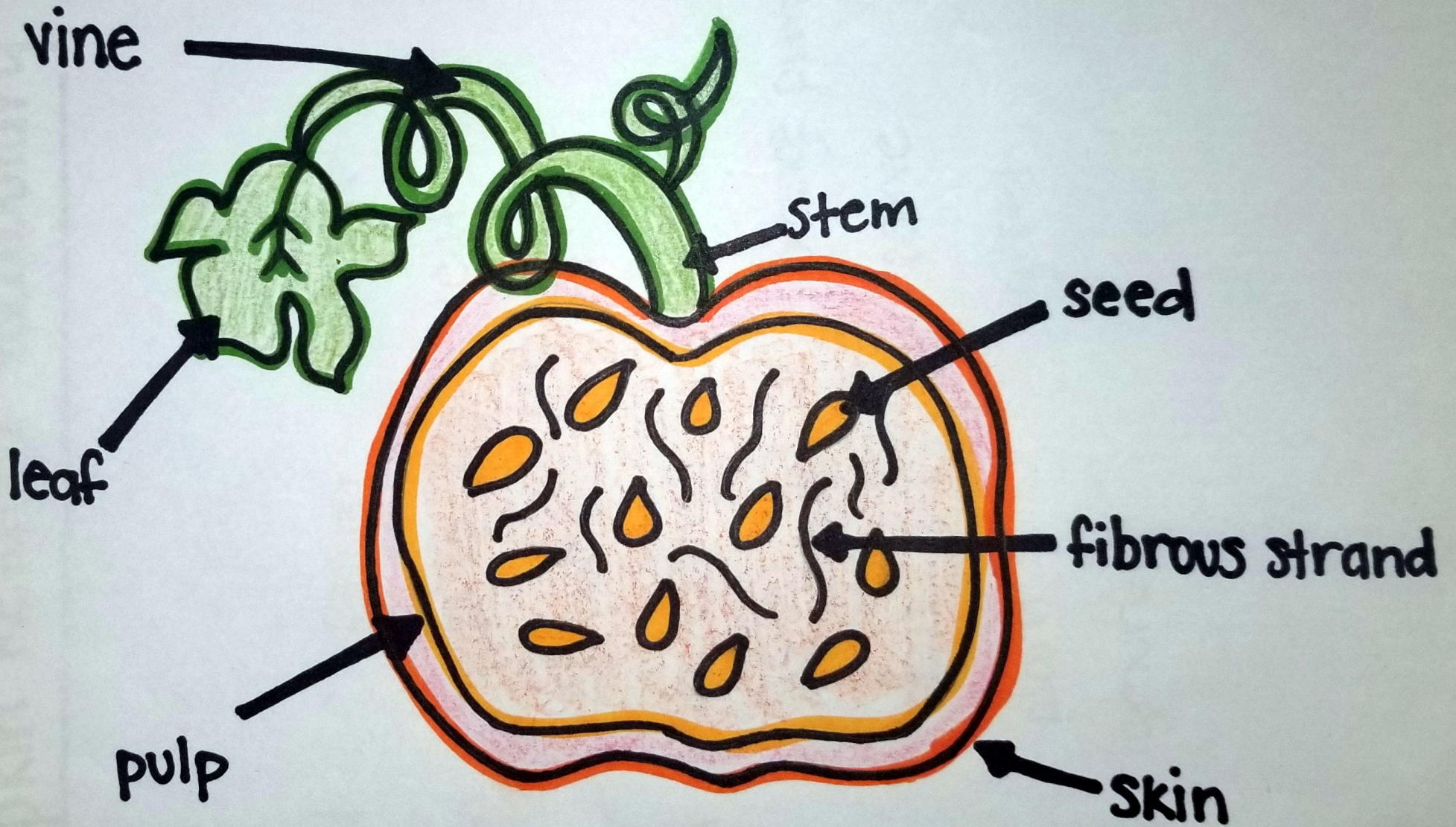
A pumpkin begins its life as a **small seed** **planted in the soil**. Soon the seed starts to grow roots and change into a pumpkin sprout. Then the **sprout** turns into a **pumpkin vine** that spreads on the ground. The **vine** grows **bright yellow flowers** that will soon become tiny green pumpkins. The green pumpkins will grow bigger and bigger and when they are full size they will turn orange.

1. How does a pumpkin begin its life? _____
as a small seed

2. What does a pumpkin sprout turn into? _____
a pumpkin vine

3. What color are the flowers of a pumpkin vine? _____
bright yellow.

Parts of a Pumpkin



pumpkin Related Vocabulary

Seed

Stem

skin

pumpkin

pulp

leaf

vine

flower

sprout

blossom

smooth

bumpy

round

green pumpkin

orange pumpkin

patch

soil

carve

pie

plant

grow

roots

ground